



TEK II DUAL VOLTAGE REFRIGERATOR

120 VOLTS A.C. & 12/24 VOLTS D.C.

MODELS

MRFT - 415

MRFT - 440

MRFT - 460

OWNER'S GUIDE

SERVICE INFORMATION

If service or parts are required, contact the nearest Norcold Service Center. A Norcold Service Center booklet has been included with the refrigerator information packet.

This appliance has been designed for refrigerating purposes and is operable on both A.C. and D.C. power supplies when installed as directed by the manual.

MODEL NO. _____ SERIAL NO. _____

The model and serial number may be found on the compressor cover near the portable handle location.

Before using your unit, record and retain the model and serial number for future reference and warranty purposes.

□ **GENERAL**

Your Norcold refrigerator should be placed on a level and solid surface. The compressor is shock mounted for in transit operation.

Be sure your refrigerator is not in direct sunlight, near a gas stove, heater or other heat-generating appliances. Avoid placing it in an area in which it may be accidentally splashed or sprayed with water or other substance that might enter the electrical compartment.

Your refrigerator has been thoroughly cleaned before shipment from the factory. It is advisable, however, to clean the interior once more before use.

Clean the interior with a cloth moistened in warm water and wipe with a dry cloth. After cleaning, replace interior components.

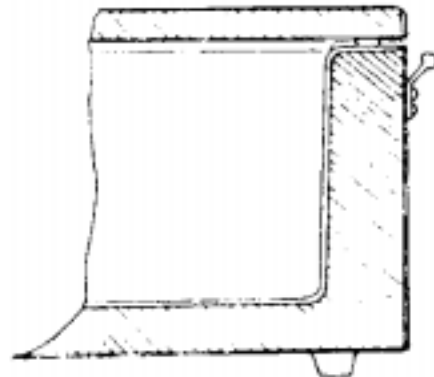
CAUTION

1. Never store gasoline or other flammable vapors and liquids as these sometimes cause explosion.
2. Do not touch evaporator and metal parts of cabinet inside by wet hand. Sometimes, it may cause frostbite to your hand.
3. Do not remove modify all the electrical live parts to avoid electric shock and trouble of your refrigerator.

□ **INSTALLING HANDLES (MRFT 440, 460)**

Lift handles are furnished with models MRFT-440, 460 (packed inside refrigerator).

They are to be installed using the screws and tapped holes provided. See illustration for correct position of handles.



❑ **CONNECTING TO POWER SOURCE**

120 VOLTS A.C. OPERATION IN YOUR HOME;

Your refrigerator needs so little power that it may be connected to any A.C. receptacle in your home. To do this, set the thermostat control knob to "OFF" and insert the square plug of the A.C. cord in the connector on the Refrigerator and the standard plug in a wall socket in your home.

12/24 VOLT D.C. OPERATION IN YOUR CAR, BOAT, TRAILER, CAMPER ETC.

Car battery voltage varies with the type of car you own. Most American cars and boats use a 12 volt system. Your refrigerator needs 12/24 volt battery with a negative ground

FOR MODEL MRFT-415, 440

Set the thermostat control knob to "OFF" and insert one end of the D.C. cord (provided with the refrigerator) into the connector and the other end into the cigarette lighter socket of your car. In most passenger cars, the lighter is on the dashboard. Pull out the lighter and insert the refrigerator plug.

NOTE: When not using the refrigerator, remove the plug from the cigarette lighter socket to prevent discharge of your car battery.

FOR MODEL MRFT-460 only

Set the thermostat control knob to "OFF" and insert one end of the D.C. cord (provided with the refrigerator) into the connector of the refrigerator and connect two wires from the battery to the other end of the D. C. cord.

BE SURE THE POLARITY IS CORRECT

CONNECT REFRIGERATOR DIRECT TO BATTERY

Any switches, lead wires or other electrical equipment should not be common with wiring between your refrigerator and battery, because this equipment often generates high voltage pulses and cause transistor defects in the inverter.

NEVER USE WIRING LESS THAN AWG #10 BETWEEN BATTERY AND REFRIGERATOR AND TWISTING OF LEAD WIRE RECOMMENDED.

CAUTION

The use of an Extension cord is not recommended.

CAUTION

MAINTENANCE OF YOUR BATTERY IS IMPORTANT

1. MAINTENANCE OF THE BATTERY IS IMPORTANT.
If the change of your battery is not properly sufficient, a decline in the cooling performance of your refrigerator can be expected.
2. NEVER USE A BATTERY CHARGER, A.C./D.C. CONVERTER, OR RECTIFIER ETC. IN LIEU OF A BATTERY.
These electrical supplies generate high ripples or surge voltages which result in inverter trouble.
3. NEVER USE A COMMERCIAL INVERTER OR CONVERTER for operating your refrigerator on A.C. since these devices do not hold the required constant frequency.


□ **OPERATION**

To start your refrigerator, set the thermostat control knob to "ON".
Now your refrigerator has started operation.

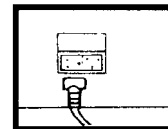
□ **PROTECTION SYSTEM**

The D.C. power cord is made for negative (-) ground system. Your refrigerator has an over current protection system. Your refrigerator has an over current protection system incorporated in the electronic circuit to prevent damage to the inverter which may occur due to the reverse connection.

If your refrigerator does not operate and the power lamp does not light, the reverse connection problem, fuse opened in the cigarette lighter plug body or other problem exist in the inverter and the unit should be checked by an authorized Norcold Service Center.



A.C. Operation



D.C. Operation

CAUTION

• **FOR MODEL MRFT-415, 440**

Fuse is located in the cigarette lighter plug body of the D.C. cord (provided with the refrigerator), and if the fuse blows, replace 8A glass fuse with new one.

❑ **DIAL SETTING**

Refrigerator temperature can be controlled by means of the thermostat control knob. The interior temperature drops as the knob position is changed from “1” (“REF”) to “5” (“FREEZE”). In this way, interior temperature can be regulated freely.

When it is desired to preserve frozen food, set the thermostat control knob at “5” (“FREEZE”). To switch off your refrigerator, set the thermostat control knob to “5” (“FREEZE”). For efficient operation, regulate the temperature according to the types of food stored.

❑ **STORING FOOD IN THE REFRIGERATOR**

The following simple instructions on storage of food in the refrigerator will enable you to enjoy the fullest and best use of your NORCOLD.

To prevent the drying out and transfer of odors from one food to another, foods should always be stored in covered dishes, plastic bags, or wrapped in foil or wax paper.

FROZEN FOOD

An ordinary packet of frozen food can be stored, in the freezing compartment for several days with the thermostat set to “5”.

If frozen food is allowed to thaw, under no circumstances should you attempt to refreeze it.

DEFROSTING

Set the thermostat control knob to “OFF”. When frost is melted, wipe the compartment plates with a soft, dry cloth.

❑ **MAINTENANCE FOR YOUR REFRIGERATOR**

CLEANING BOX AND DOOR:

Wipe with a soft, dry cloth. To remove dirt, use a cloth moistened by a warm neutral detergent solution. Never use hot water. After cleaning, wipe with a dry cloth.

GASKET (door cushion):

Wipe away dirt with a soft cloth moistened by a neutral detergent. Do not soak the cloth excessively. If water gets inside, the insulating effect may become temporarily impaired.

ATTACHMENTS:

Wash all attachments in soapsuds. Rinse and wipe clean with a dry cloth. **CAUTION:** Never use a brush, powder soap, cleanser, acid, benzene, gasoline, or thinner. These tend to leave scratches on the coating.

TO TURN OFF THE REFRIGERATOR:

For a longer period, set the thermostat control knob to "OFF" and remove the plug from its socket.

When not in use the refrigerator should be emptied, cleaned and dried, and the door left ajar.

LIMITED WARRANTY

NORCOLD®

P.O. BOX 4248
SIDNEY, OH 45365-4248

This Limited Warranty is given by Norcold Inc., ("Company") to the original consumer-purchaser of any new refrigerating equipment. ("Equipment") supplied by the Company, excluding glassware and electric light bulbs, and will be effective for a period of one year from date of purchase. The Company warrants, provided that the Equipment shall at all times have been in possession of and used by the original consumer-purchaser, that:

- A. The Company will provide free service and replacement of defective parts at no charge at all authorized Norcold Service Centers for a period of one year from the date of original purchase. This Limited Warranty covers labor costs incurred in removing and reinstalling the refrigerator only when necessary to replace a defective parts. The Company will pay inbound and outbound transportation costs of any defective part, for 1 year period commencing with date of purchase. The original consumer-purchaser must pay all expenses incurred in making the equipment available at one of the Norcold Service Centers.
- B. The following procedure shall be followed by any original consumer-purchaser desiring to obtain performance under the terms of this Limited Warranty. The refrigerator must be brought to any of the Norcold Service Centers and the original consumer-purchaser must present evidence (1) to identify the original consumer-purchaser and (2) that the item claimed to be defective is still within the warranty coverage. If the original consumer-purchaser is unable to accomplish this task, written notice should be immediately directed to Norcold and advice will be promptly given concerning the manner in which warranty service may be obtained. Inability to physically bring the refrigerator to a Norcold Service Center will not void the warranty, but any additional costs thereby incurred are solely for the account of the original consumer-purchaser.

- C. The Company will not be liable under this Limited Warranty for any of the following:
 - (1) Defects which arise by reason of transit damage, misuse, neglect or accident.
 - (2) Manufacturing defects found at the time of purchase, which are not communicated to the Company within 30 days.
 - (3) Defects in glassware and electric light bulbs.
 - (4) Defects arising from improper installation or adjustment of the Equipment.
 - (5) The need for normal maintenance of this refrigerator, including the cleaning of the flue dilution assembly and orifice, and the adjustment of the gas pressure regulator in the case of EG models.
 - (6) Defects arising from the improper use of parts or parts not manufactured or supplied by the Company in the course of repairs or replacements to the Equipment.
- D. Employees and agents of the Company, and its authorized service representatives, have no authority to vary the terms of the Limited Warranty, which applies only to Equipment purchased and installed in the United States of America and the Dominion of Canada. The Company reserves the right to make any improvements or changes in parts or models without notice to any original consumer-purchaser.
- E. The Company shall not be liable or in any way responsible for any loss or damage to person or property, or lost profits or other similar loss or damage that may result or be claimed to have resulted from a defect in any part of the Equipment covered by this Limited Warranty. Some states do not allow the exclusion or limitations of any incidental or consequential damages, so the above limitation or exclusion may not apply to you.
- F. ANY IMPLIED WARRANTY OF MERCHANT ABILITY OR FITNESS FOR A PARTICULAR PURPOSE
 - (1) APPLICABLE TO A PART OR PARTS OF THE REFRIGERATOR IS LIMITED TO A PERIOD OF ONE YEAR FROM DATE OF PURCHASE.
 - (2) SOME STATES DO NOT ALLOW LIMITATIONS ON HOW LONG AN IMPLIED WARRANTY LASTS. THE ABOVE LIMITATIONS MAY NOT APPLY TO YOU.
- G. This Warranty gives you specific legal rights, and you may also have other rights which vary from state to state.